


**KIT**



**Ford EcoSport mk2  
(2014~Onwards)  
G1526**

**DOG GUARD  
FITTING INSTRUCTION**

**HUNDESCHUTZGITTER  
EINBAUANLEITUNG**

**PROTECTION CONTRE LES CHIENS  
INSTRUCTIONS DE MONTAGE**

**HUNDEGITTER  
MONTERINGSVEJLEDNING**

**CONJUNTO PROTECTOR  
PARA PERROS  
INSTRUCCIONES DE MONTAJE**

**KIT BARRIERA CANI  
ISTRUZIONI DI MONTAGGIO**

**HUNDEVERNIGITTER  
MONTASJEVEILEDNING**




**HONDENBESCHERMINGSREK  
INBOUWINSTRUKTIES**

**SATS HUNDSKYDD  
MONTERINGSANVISNING**

**KOIRAN TURVARISTIKKO  
ASENNUSOHJEET**







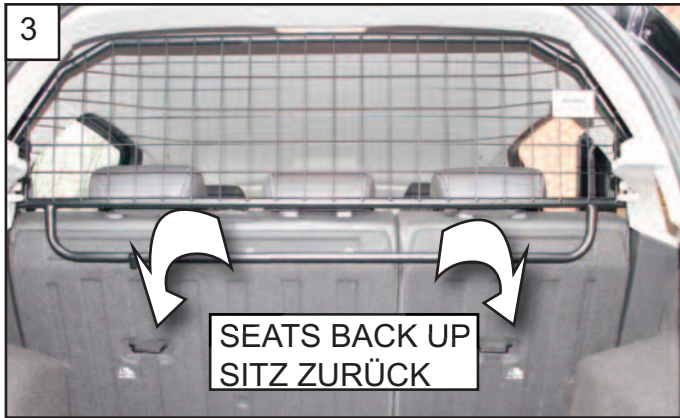
**!**  
If you want to use the Parcel Shelf leave it in place and install the Dog Guard with it in position. You will not be able to install or remove it once the Dog guard is fitted



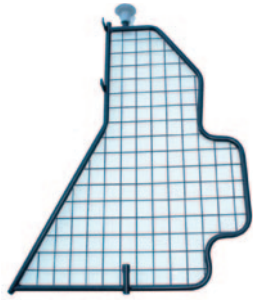
[www.guardsmandogguards.co.uk](http://www.guardsmandogguards.co.uk)



G1526v.11/18



KIT



A



B








C x2



D x2



Loosen all Fixings.  
Lösen Sie alle Befestigungen.  
Maak alle bevestigingen los.  
Desserrer toutes les fixations.



Tighten all Fixings.  
Alle Befestigungen festziehen.  
Draai alle bevestigingen vas.  
Serrer toutes les fixations.



**Ford Ecosport  
(2014~Onwards)  
G1526D  
Boot Divider**

CAN ONLY BE USED IN WITH  
GUARDSMAN  
G1526 Ford Ecosport  
(2014 Onwards)  
Dog Guard

MUSS NUR IN MIT  
VERWENDET WERDEN  
G1526 Ford Ecosport  
(2014 Onwards)  
HundeGitter

MAG ALLEEN WORDEN  
GEBRUIKT MET EEN  
G1526 Ford Ecosport  
(2014 Onwards)  
Hondenbeschermingskrek

DOIT ÊTRE UTILISÉ  
UNIQUEMENT AVEC UN  
G1526 Ford Ecosport  
(2014 Onwards)  
Grille de Chien



[www.guardsmandogguards.co.uk](http://www.guardsmandogguards.co.uk)  
subject to alteration without notice